





DAY OF SERVICE

A Class
Peace Project

Students Rebuild



<p>Teacher Preparation: Cut out 12 x12 inch squares, 1 per student</p>	<p>Write the quote on the board "If you love peace, then hate injustice, hate tyranny, hate greed – but hate these things in yourself, not in another." – Mohandas Gandhi (1869 – 1948, India)</p>			
	<p>Discuss: Does the quote indicate how we can spark peace?</p>	<p>Investigation: What are some common symbols of peace? https://thehistorypress.co.uk/article/peace-symbols-through-history/</p>		<p>Think/Pair/Share: What does peace in my community look like to me?</p>
<p>Planning: On scrap paper, create your own symbol of peace</p>		<p>Preparation: Find materials you can use to make your symbol POP! Don't forget recycled items!</p>		<p>Action: On your 12 x 12 paper, create your symbol or illustrate peace in your eyes.</p>
<p>Action: Your teacher can take a picture of your work and upload to Students Rebuild.</p>	<p>Action: The class can connect squares to make a tapestry and upload to Students Rebuild.</p>		<p>Reflection: Look at the tapestry. How does it represent peace in your community?</p>	<p>Reflection: Discuss the overall characteristics of the tapestry that promote peace your community</p>
<p>Reflection: Do a group write to create a project description and explanation.</p>	<p>Demonstration: Display the tapestry in a visible community location (public library, city hall, grocery store lobby, etc.) in your community. Include signs with the quote, your class's description of peace, and a QR code that links to a community feedback form.</p>	